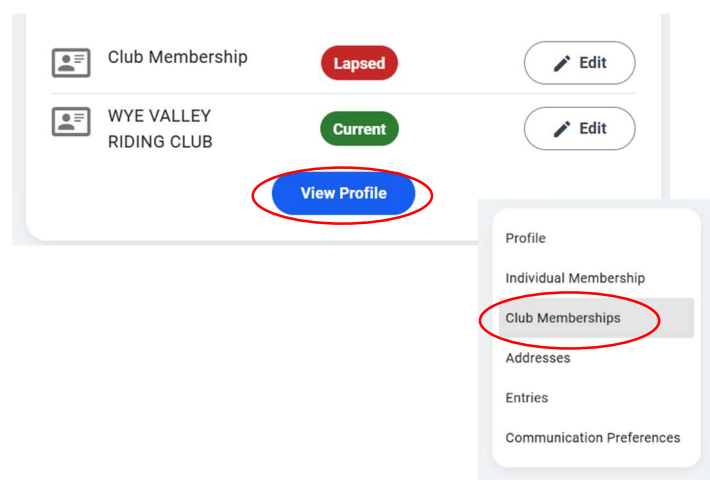


How to renew an existing membership

You can renew your membership up to 30 days before it runs out. To do this go to view profile and click on the club memberships tab to view existing memberships.



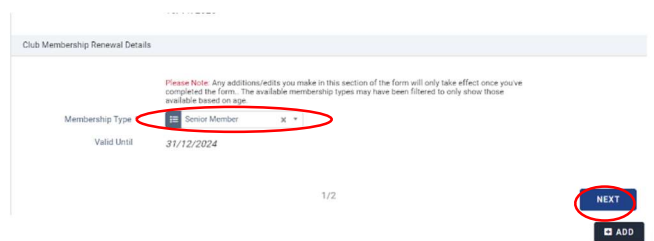
If your membership is in the last 30 days you can renew it by clicking on the current membership you would like to renew. You can also renew a lapsed membership by clicking on the lapsed membership you would like to renew.

Club Membership	Status	Valid From	Valid To	Membership Type	Club	Actions
Club Membership	Lapsed	01/01/2023	31/12/2023	Senior Member	WYE VALLEY RIDING CLUB	⋮
WYE VALLEY RIDING CLUB	Current	31/12/2023	31/12/2024	Rider	-	⋮

Please be aware that if your membership is set up to auto-renew you will not be given the renewal option window. To change your membership type you will need to cancel your auto-renewal first.

You will then have the option to renew your membership under the Club membership renewal details.

Select the membership type you would like from those available to you. Then click next.



You can then check the details on the information pages are still correct. Click Next at the bottom to work through the pages.

CLUB MEMBERSHIP DETAILS

PERSONAL DETAILS

CONTACT DETAILS

ADDRESS

CERTIFICATION

Personal Details

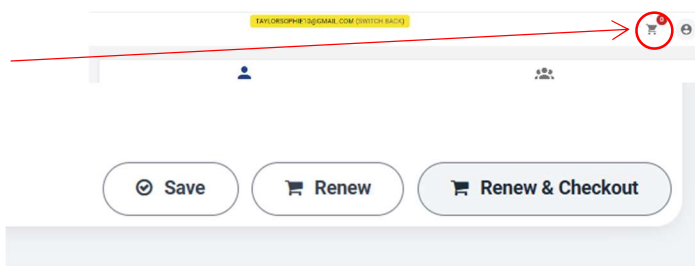
Title:

First Name *:

Middle Name:

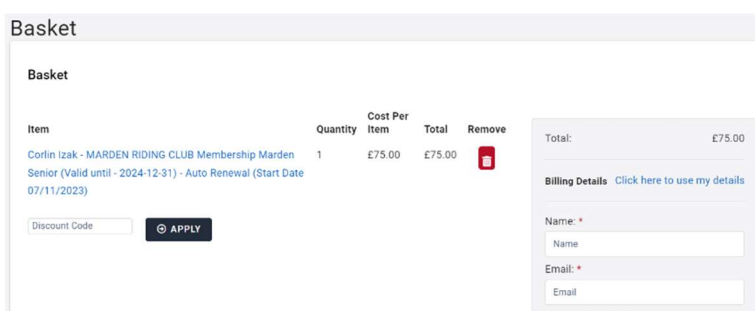
Last Name *:

Once all checked click the Renew and Checkout button to add the membership to your basket and go straight to pay for it.

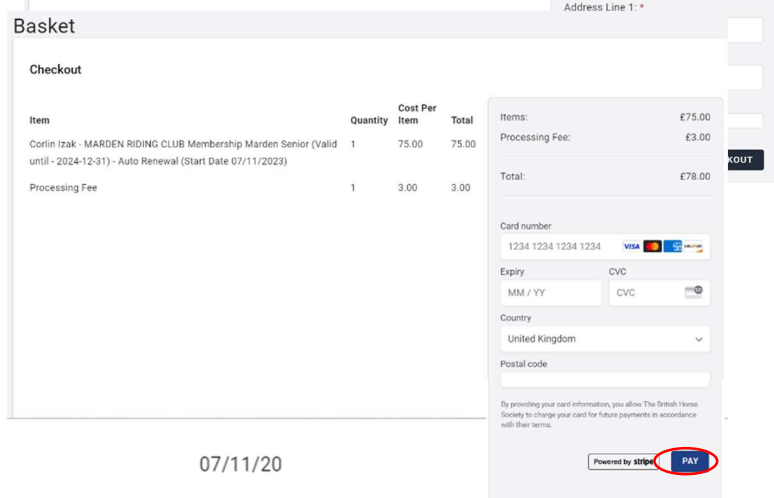


If you need to renew another membership you can click renew to add it to your basket and go back to the home screen to repeat the process. Then click renew and checkout once all memberships are added to the basket.

This will take you to the checkout for you to complete payment.



Once you have clicked the blue pay button this will complete the transaction and the membership will then be visible as current in the club memberships tab.



07/11/20